



Hand control unit with color LCD display

- Battery level indicator
- 3 user-defined storable memory positions
- The key lock feature helps to prevent unintentional button pressing
- Collision protection sensors

Inspital operating tables are designed to meet all special requirements of operating theaters with its powerful and stable electro-hydraulic systems. Wide range of accessories makes operating table suitable for different kind of surgeries.

STANDARDS

IEC 60601-1 Medical electrical equipment – Part 1: General requirements for basic safety and essential performance

IEC 60601-1-2 Medical electrical equipment - Part 1-2: General requirements for basic safety and essential performance - Collateral standard: Electromagnetic disturbances - Requirements and tests

IEC 60601-2-46 Medical electrical equipment - Part 2-46: Particular requirements for the basic safety and essential performance of operating tables

ISO 14971 Medical devices - Application of risk management to medical devices

93/42 ECC inkl. 2007/47/EC Medical Devices Directive

MATERIAL SPECIFICATIONS

Mattress	Polyurethane
	Antibacterial, fireproof, watertight, seamfree, compact
Body Material	Stainless steel (AISI 316L, DIN X2CrNiMo17-12-2)
	Subbase is made of Stainless steel.
	3 Wheels: 2 with back directional lock castor(125mm), 1 with front Swivel castor (100mm) in Diameter

PACKAGE DIMENSIONS

Dead Weight	255 kg
Gross Weight	280 kg
Packaging Dimensions	720x1420x1050 mm

GENERAL FEATURES

Maximum Lifting Capacity	454 kg / 1000 lbs
Table Top Dimension	560 mm × 2200 mm (without rail)
Standard Rails (L x W)	25 x 10 mm
Castors	3 pcs
Diameter Castors	Front (Rotary) Ø 100 mm, back Ø 125 mm
Mattress Thickness	70 mm

ELECTRICAL PROPERTIES

Inlet Voltage	220-240 VAC / 50-60 Hz
Working Voltage	24 VDC
Fuse Type	2 x 1,25A glass fuse
Battery Duration	The full charged batteries will provide five days of operation.
Battery Type	2 x 12 V 15 AH
Battery Charge Time	12 Hours
Electrical Protection Class	Class I

AMBIENT PROPERTIES

Humidity	30% – 70%
Atmospheric Pressure	0.49 atm – 1 atm

ADJUSTMENT RANGES

Back Rest	+ 80° / - 45°
Trendelenburg	+ 30°
Reverse Trendelenburg	- 30°
Lateral Tilt	+ 20° / - 20°
Leg Rest Up / Down	+ 50° / - 90°
Head Rest	+ 30° / - 60°
Flex / Reflex	+ 225° / - 100°
Height (min) (without mattress)	595 mm
Height (max) (without mattress)	1035 mm

ELECTRO-HYDRAULIC MOVEMENTS

Height
Back Rest
Trendelenburg
Lateral Tilt
Sliding
Central Locking
Flex & Reflex

MECHANICAL MOVEMENTS

Head Rest
Leg Rests, Up / Down

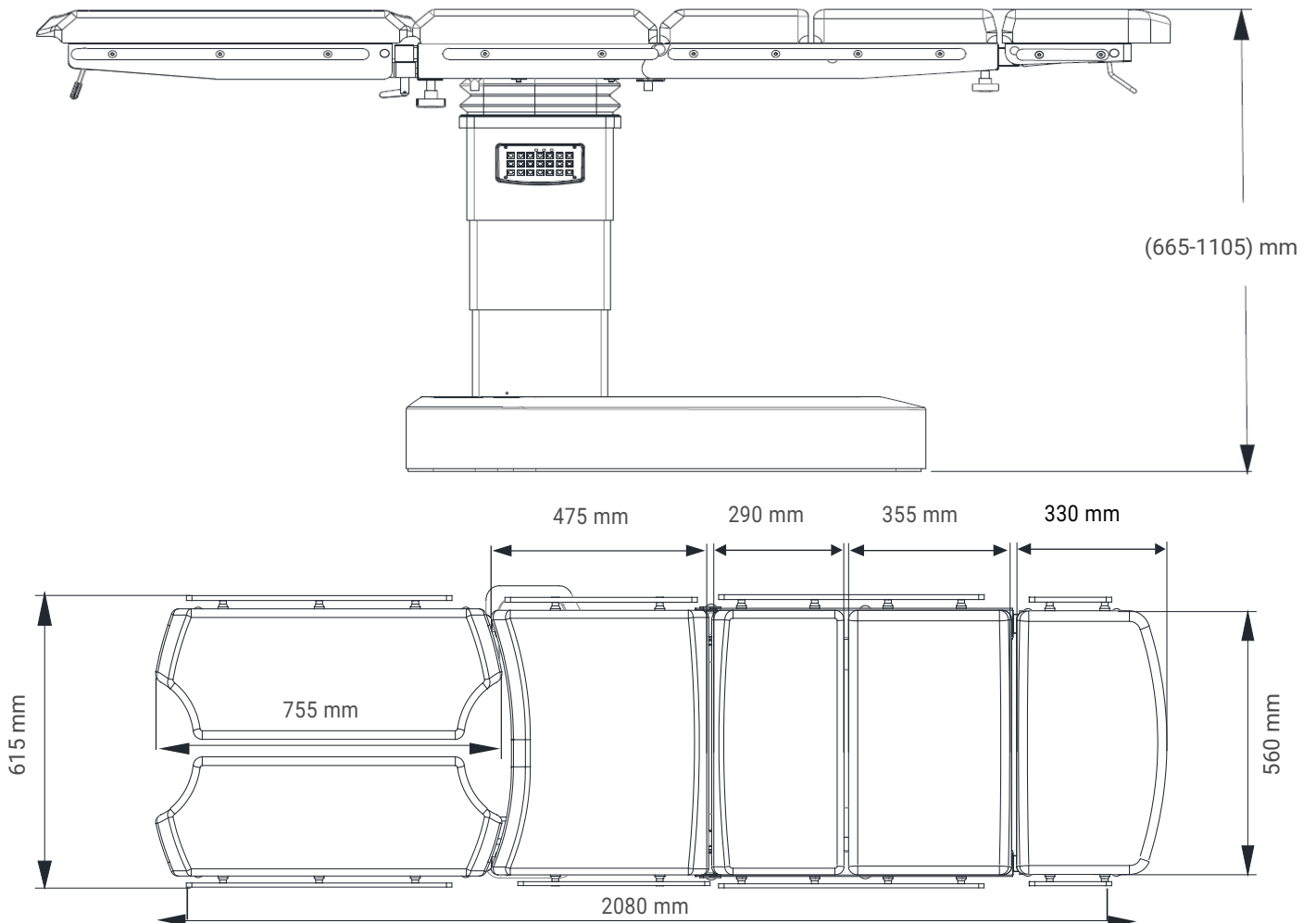
STANDARD ACCESSORIES

OT60.07 - Body Fixing Strap	1 pc
OT60.03 - Anaesthesia Screen Fixed Size with Table Clamp	1 pc
OT60.05 - IV Stand with Table Clamp	1 pc

OPTIONAL PARAMETERS

Visco Mattress
Kidney Surgery Position

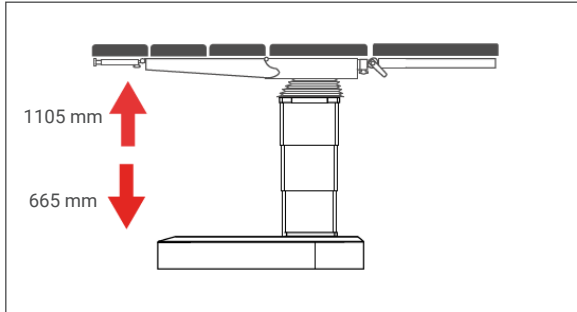
TECHNICAL DRAWING



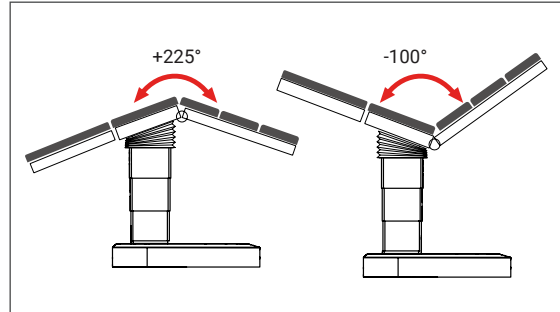
REV.01/03.25

TABLE POSITIONS

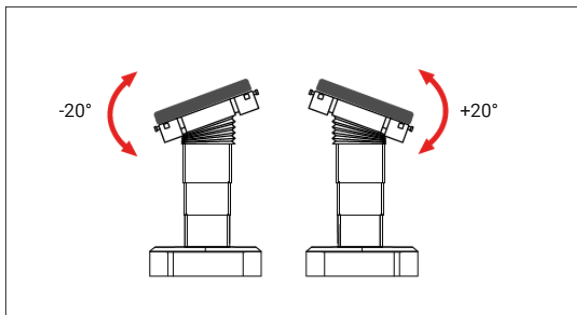
Height (with mattress)



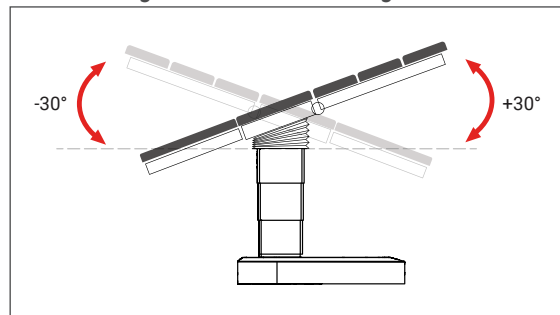
Flex-Reflex



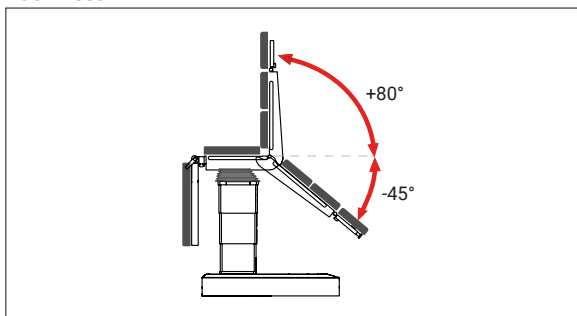
Lateral Tilt



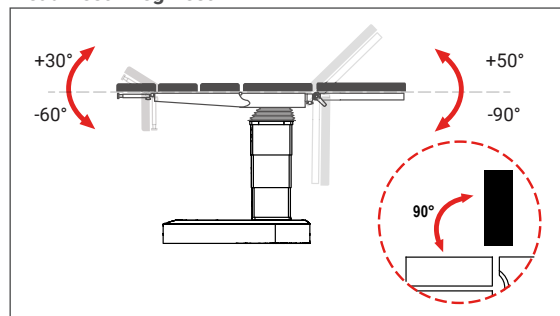
Trendelenburg - Reverse Trendelenburg



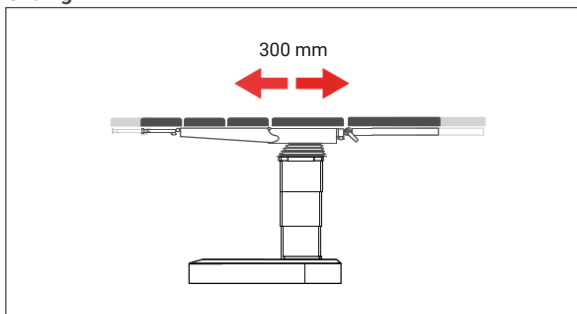
Back Rest



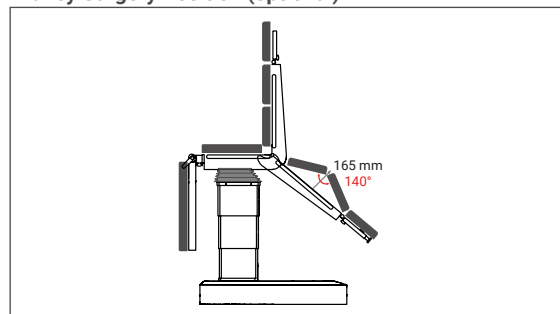
Head Rest - Leg Rest



Sliding



Kidney Surgery Position (optional)



HAND CONTROL UNIT

